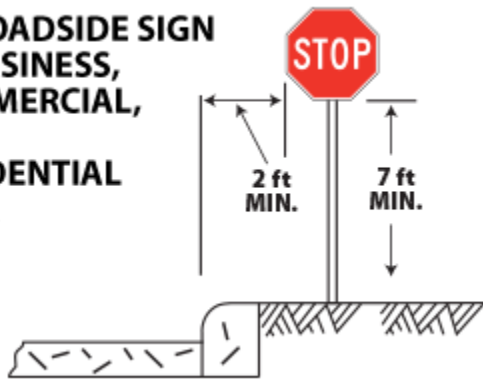
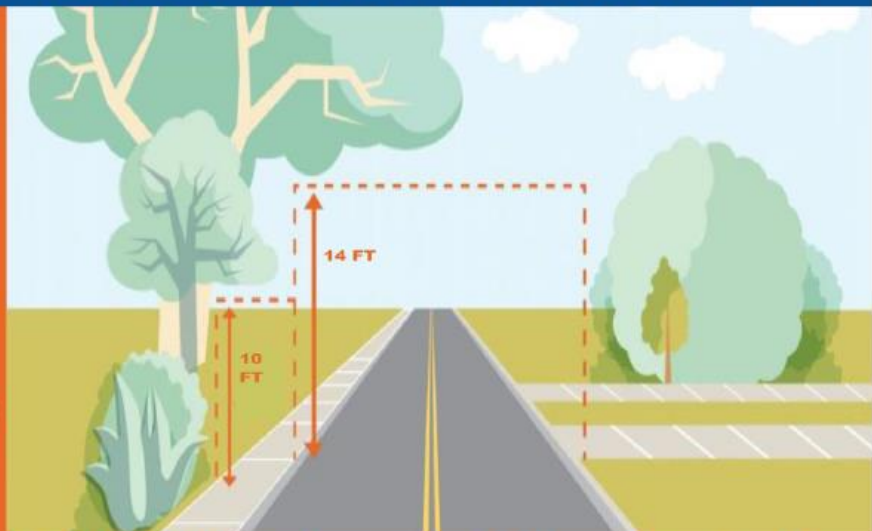


**A - ROADSIDE SIGN
IN BUSINESS,
COMMERCIAL,
OR
RESIDENTIAL
AREA**



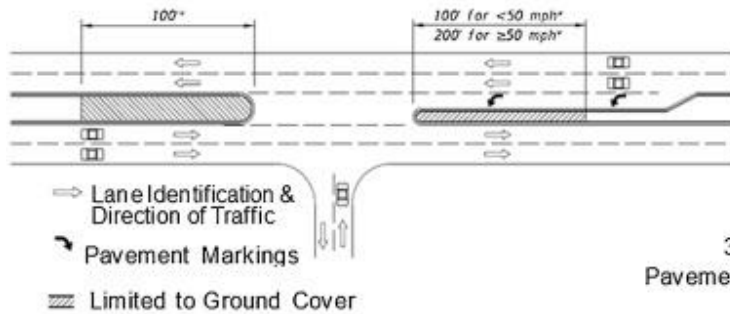
PUBLIC RIGHT OF WAY CLEAR ZONE:

**KNOW THE
RIGHT OF WAY,
CLEAR THE
RIGHT OF WAY**

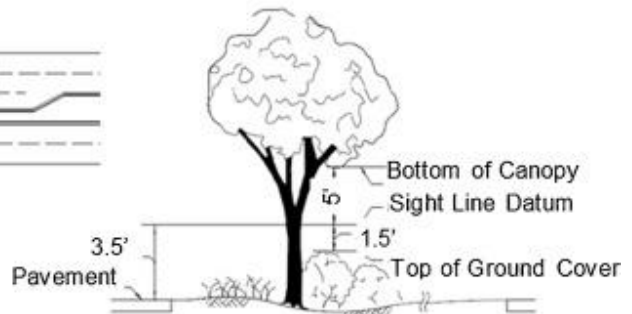


MORE INFORMATION <https://www.ctsfl.us/trees.htm>

Tree Offset Requirement at Intersections



Sight Line Datum Requirement



Tree Spacing Requirement for Different Sizes from 30 to 60 mph

Description Diameter (Within Limits Of Sight Window)	Speed (mph)													
	30		35		40		45		50		55		60	
	(Inches)													
	>4≤11	>11≤18	>4≤11	>11≤18	>4≤11	>11≤18	>4≤11	>11≤18	>4≤11	>11≤18	>4≤11	>11≤18	>4≤11	>11≤18
	(Feet)													
Minimum Spacing (c. to c. Of Trunk)	22	91	27	108	33	126	40	146	45	165	52	173	60	193

